

RPs' information 6590631

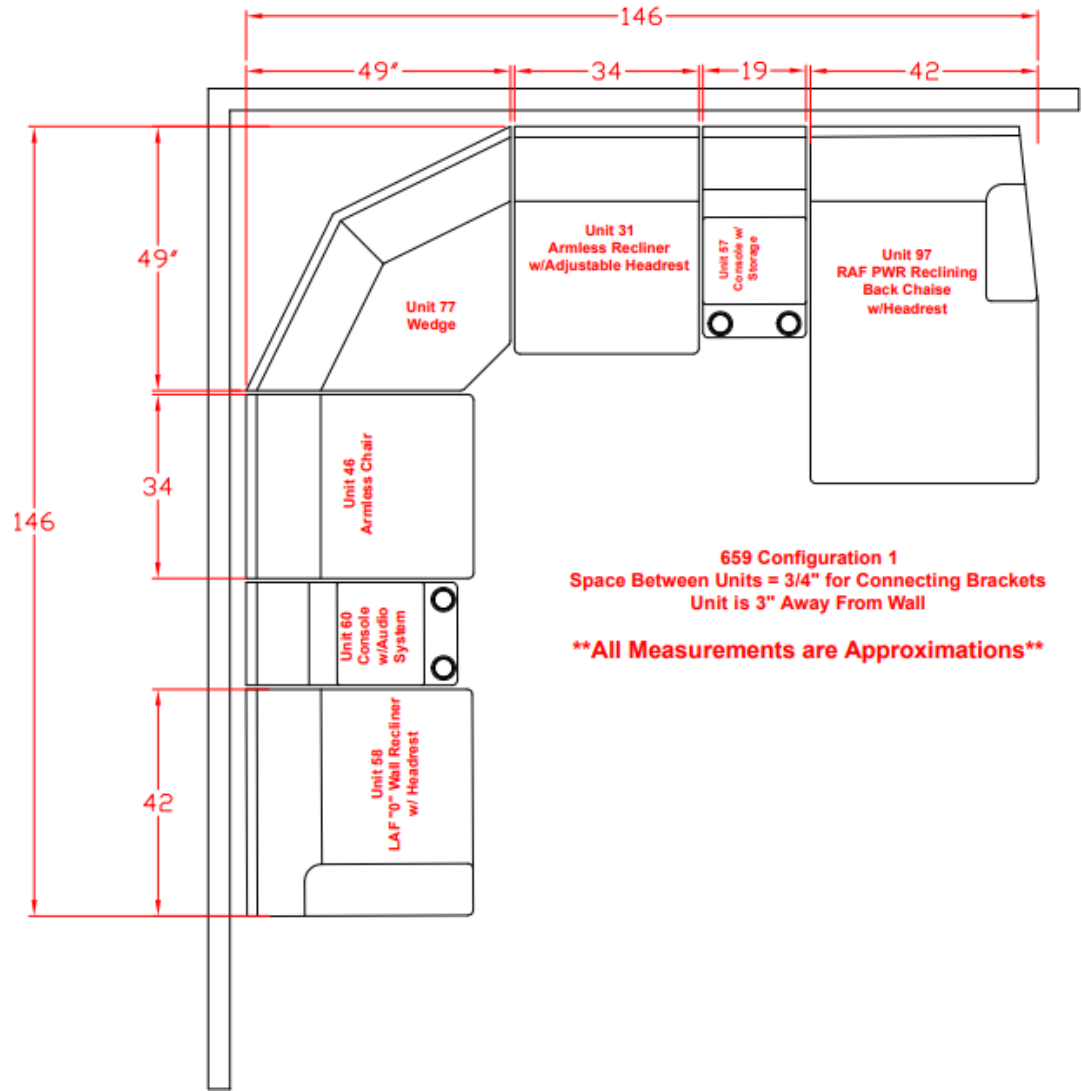
| Call out | Part Number | Description | Qty | Material |
|----------|---------------|--|-----|----------------|
| 9 | 6590631031 | CHAISE PAD | 1 | Fabric |
| 12 | 427625RP | POLY CUSH | 1 | FOAM, LMF |
| 17 | 427629RP | POLY BK CHAISE | 1 | FOAM, LMF |
| 18 | 427630RP | POLY OTTO | 1 | FOAM, LMF |
| 34 | 6590631048 | COMPLETE IN/OUT BACK | 1 | Fabric |
| 35 | 6590631042 | OUTSIDE BACK | 1 | Fabric |
| 43 | 6590631021 | SEAT PLATFORM | 1 | Fabric |
| 46 | 31781P1 | ROUND PLASTIC LEG 1/P | 4 | Plastic |
| 76 | 6590658337 | SMALL OTTOMAN/FOOTREST UPHOL | 1 | Fabric |
| 80 | 6590631341 | OUTSIDE BACK SKIRT FLAP | 2 | Fabric |
| 102 | 11PWR3368MKRP | -11 PWR 3368 KAIDI MECH | 1 | Metal |
| 145 | 31442RP | 3368 KAIDI MOTOR | 1 | Plastic, Metal |
| 148 | 30383RP | POWER SUPPLY KIT W/DC CBL-1ST | 1 | Plastic, Metal |
| 149 | 76796RP | KD BRACKET AND CLIP ASSEMBLY | 2 | Metal |
| 165 | 32055RP3 | P2/P3 HEADREST MOTOR PLASTIC MTR SHAFT | 1 | Plastic, Metal |
| 173 | 32054RP1 | P2 (THR) MECH -14 PLASTIC MTR SHAFT | 1 | Metal |
| 225 | 31035RP | CENTER SEAT BUTTON LSF | 1 | Plastic, Metal |
| 227 | 31071RP | IND HX WSHRHD ST #10-12X3/4 | 2 | Metal |
| 357 | 30651RP | FIBER RECYCLED BROWN | 5 | Fiber |
| 393 | 30908RP | CHANNEL EDGE ¼ X 7 CLEAR | 2 | Plastic |



RPs' information 6590631

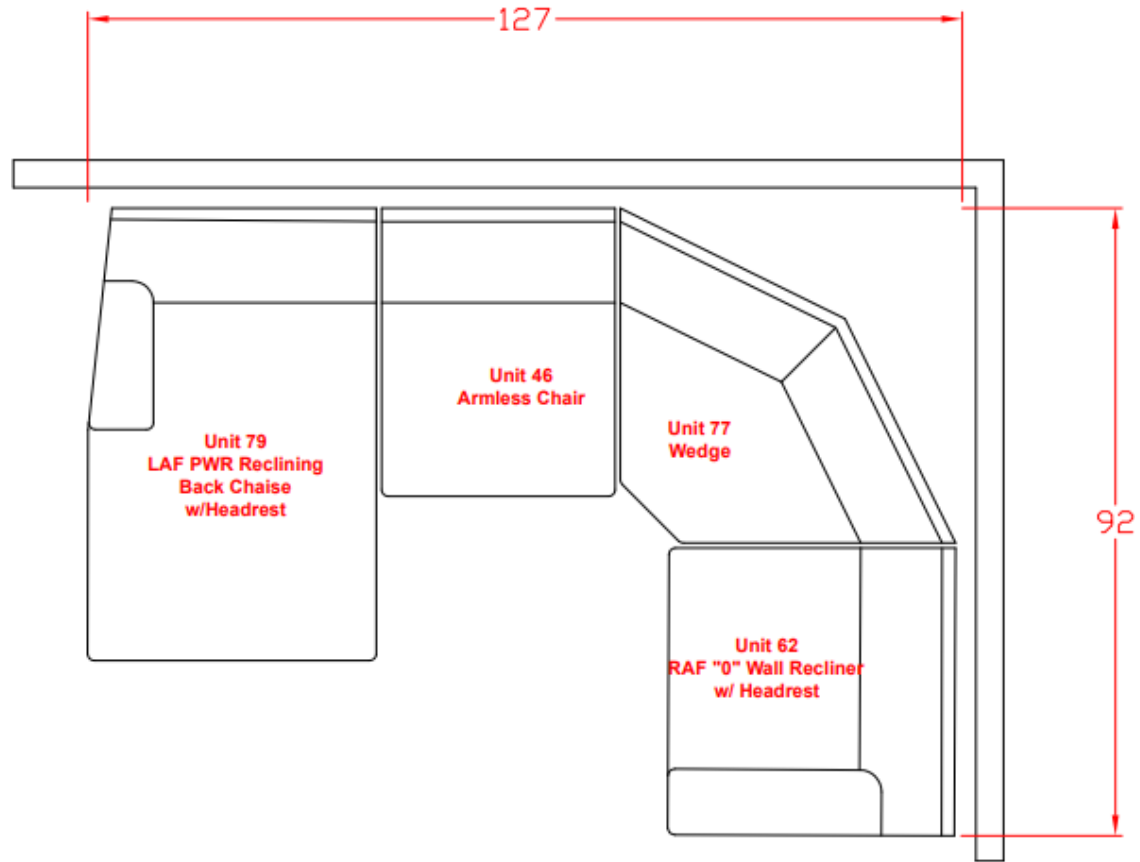
| Call out | Part Number | Description | Qty | Material |
|----------|-------------|-------------------------------|-----|----------------|
| 400 | 74843RP | FURNITURE CONNECTOR | 4 | Metal |
| 419 | 74018RP | HDWE 1/4-20X.75 WSHRHD5/16 | 8 | Metal |
| 426 | 77075RP | 1-4-20X3/4 HX HD ZINC PRECT80 | 4 | Metal |
| 499 | 73507RP | BOLT 1/4-20X3/4 INCH | 8 | Metal |
| 653 | 31865RP | POWER MOTION TESTER CABLE | 1 | Plastic, Metal |
| 654 | 32051RP | POWER MOTION TESTER LIGHT | 1 | Plastic, Metal |





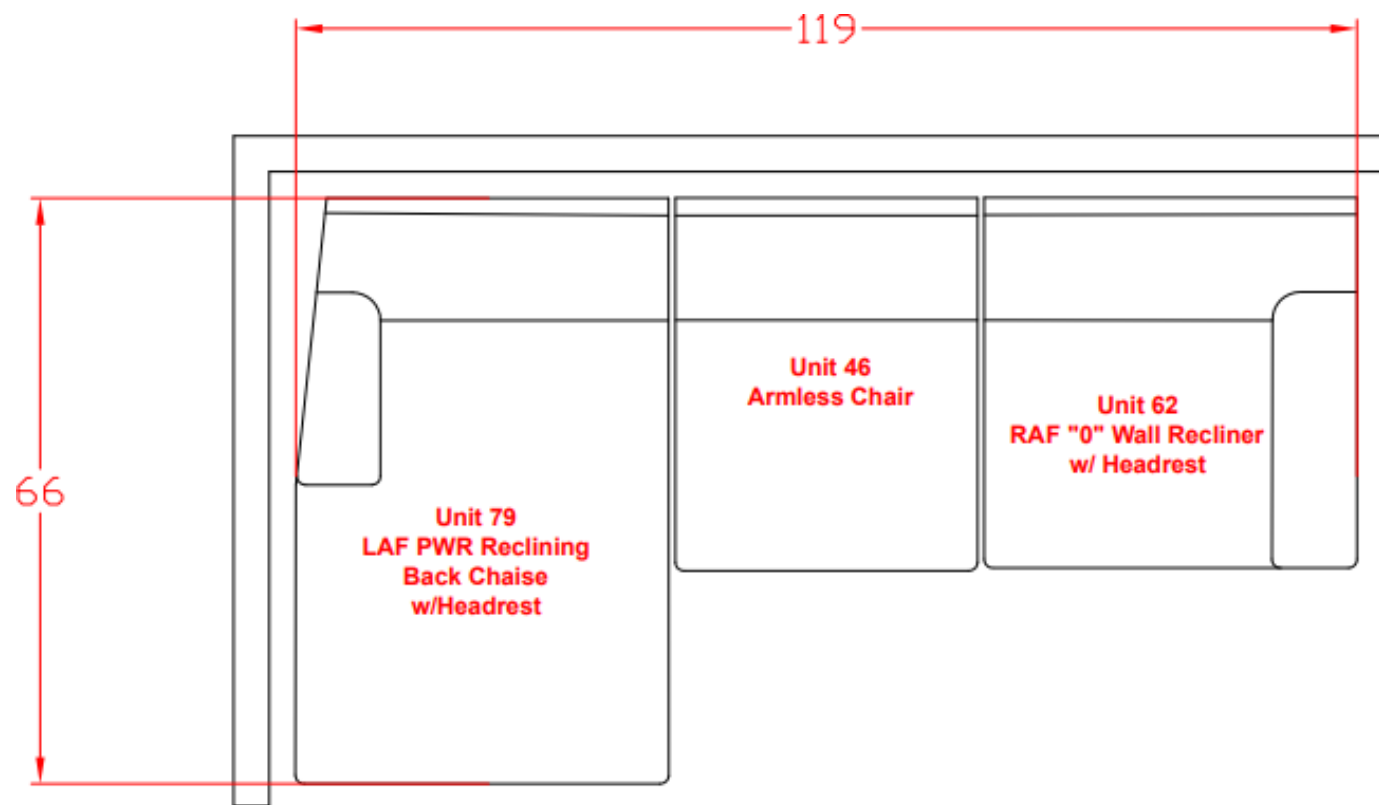
659 Configuration 1
 Space Between Units = 3/4" for Connecting Brackets
 Unit is 3" Away From Wall

****All Measurements are Approximations****



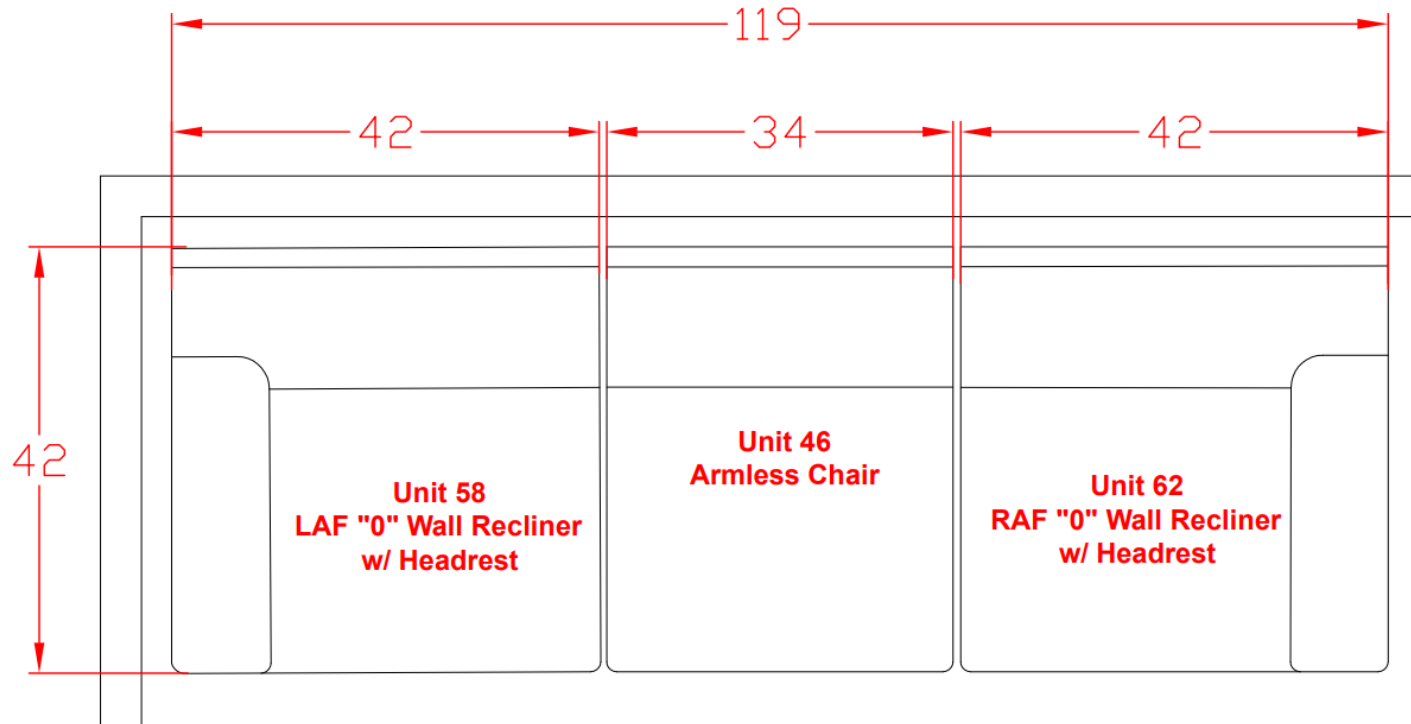
659 Configuration 2
Space Between Units = 3/4" for Connecting Brackets
Unit is 3" Away From Wall

****All Measurements are Approximations****



659 Configuration 3
Space Between Units = 3/4" for Connecting Brackets
Unit is 3" Away From Wall

****All Measurements are Approximations****



659 Configuration 4
Space Between Units = 3/4" for Connecting Brackets
Unit is 3" Away From Wall

****All Measurements are Approximations****