



3100510




| Call Out | Description |
|----------|------------------------------|
| ● | Blown Fiber |
| ● | Cushion Chaise Pad - top Pad |
| ● | Cushion Foam |
| ● | KD Component |
| ● | Cover |

Signature
DESIGN
BY **ASHLEY**®



361



46



473



354



227



562



400



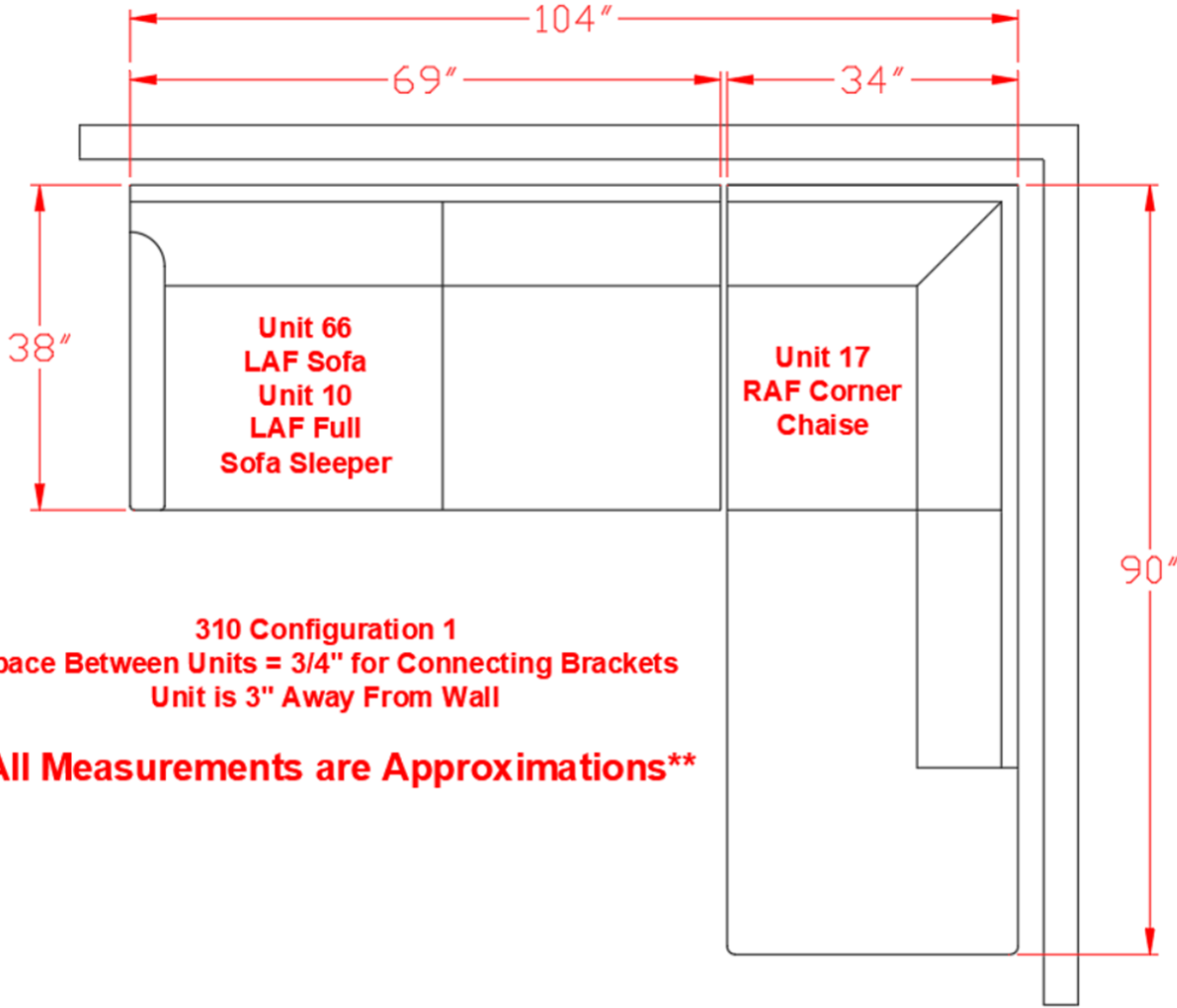
499



356

Signature
DESIGN
BY **ASHLEY**®

**310 SECTIONAL
DIMENSIONS
2 PIECE
CONFIGURATION**



310 Configuration 1
Space Between Units = 3/4" for Connecting Brackets
Unit is 3" Away From Wall

****All Measurements are Approximations****



**310 SECTIONAL
DIMENSIONS
2 PIECE
CONFIGURATION**

