
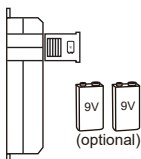



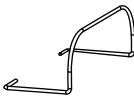

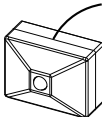



# Parts List

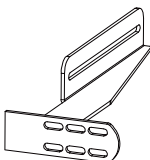
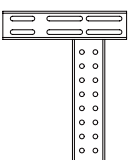
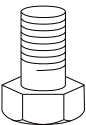

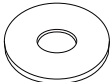


All electronics and components that need to be installed are located in boxes under the foundation or attached to the frame. Before discarding the packing materials, ensure that all the parts are accounted for.

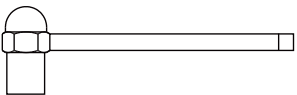
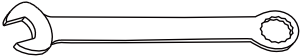
## PARTS LIST

(1) Remote Control 	(1) Power Supply with Battery Backup Box 	(1) AC Power Cord 	(3) AAA Batteries 	(1) Sync Cord (TXL Only) 	(1) Mattress Retainer Bar (2 for K/CK) 	(6) Adjustable Legs  Two-section per leg
(2) Motion Sensor 	(2) Mounting Bracket 					

## OPTIONAL HEADBOARD BRACKET COMPONENTS (NOT INCLUDED)

(2) Headboard Brackets 	(2) T-Brackets 	(8) M8*16 	(4) Nuts 	(4) Washers 
---	---	--	---	--

## OPTIONAL EQUIPMENT (NOT INCLUDED)

Socket and Wrench 1/2" (13mm)	
	

Parts must be ordered directly from the vendor. Call the Customer Service Toll Free number 1 (800) 248-5988 which is located on the bottom of the manual.

Customer Service Toll Free: 1-800-248-5988