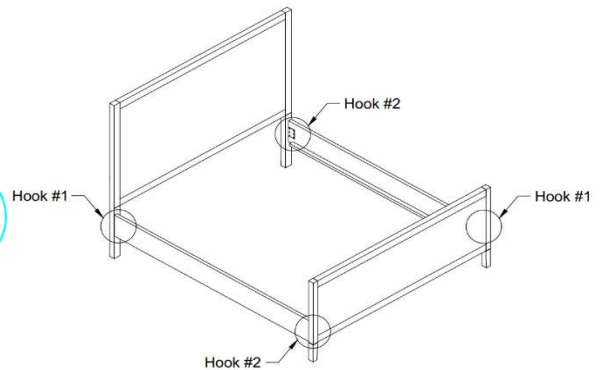











## REPLACEMENT PART DESCRIPTION FORM

### MODEL #: B386-82,94,97

PART#	DESCRIPTION	USED ON:	MRP#	FOB \$	MATERIAL	QTY.	FACTORY USE ONLY!!	
							PACK	P/M
1	Headboard Post (995x85x45mm)	B386-82	R84215		Wood	2	F	M
2	Side Rail (w/Hooks)(L=2186mm)	B386-94	R84216		Wood	2	K	M
3	Side Rail (w/Hooks)(L=2085mm)	B386-97	R84217		Wood	2	K	M
4	Slat Assembly (w/T-Nuts)(L=1942mm)/14pcs	B386-82	R84218		Wood	1	K	M
5	Cross Slat (w/T-Nuts)(L=1942mm)	B386-94	R84219		Wood	1	K	M
6	Center Support Rail (L=1925mm)	B386-97	R84220		Wood	1	F	M
7	Center Support Rail (L=2025mm)	B386-94	R84221		Wood	1	F	M
8	Center Leg (w/Bolt+Leveler)(280x30x30mm)	B386-82	R84222		Wood	4	G	M
9	Hook #1 (w/Screws)	B386-94/97	R78852		Metal	2	G	P
10	Hook #2 (w/Screws)	B386-94/97	R78853		Metal	2	G	P
11	D-Nut (5/16in x 15mm)	B386-82	R76141		Metal	4	G	P
12	D-Nut (5/16in x 20mm)	B386-82	R46219		Metal	12	G	P
13	T-Nut (5/16in x 20mm)	B386-82	R84225		Metal	4	G	P
14	Adjustable Leveler (M6x26mm)(D=32mm)	B386-82	R84226		Metal+Plastic	4	G	P
15	Touch Button (w/Screw+Washer)	B386-82	R84227		Metal	2	G	P
16	Power Adapter	B386-82	R84228		Plastic	1	G	P
17	Led Strip	B386-82	R84229		Plastic	1	G	P
18	Control Box	B386-82	R84230		Plastic	1	G	P
19	Screw Pack	B386-94	R84231		#8 x 1 1/4in Pan Head Screw (2)	1	G	P
20	Hardware Pack	B386-82	R84232		5/16inx1 3/4 in Allen Bolt (8) 5/16in x 3/4in Allen Bolt (8) 5/16in Flat Washer (16) 5/16in Lock Washer (16) #8 x 1 1/4in Pan Head Screw (8) #4 Allen Key (1)	1	G	P



**REPLACEMENT PART DESCRIPTION FORM**  
**MODEL #: B386-82,94,97**



**APPROVALS**
